

Serger Club Projects 2016


Copyright 2005 - 2018 by A PJ Project

All rights reserved



January -
Plunk and Pull


Technique -
Zippers, casing
and flatlock



February -
Ironing Mat

Technique -
Binding and
quilting with
flatlock stitch and
easy binding with
fusible thread





March –
Woven Tubes

Technique –
Turning fabric
tubes with a
chain stitch



April –
Pan Protectors


Technique –
Serging tight
curves






May –
Bento Bag

Technique –
Flatlock seaming
and roll edge
finishes



June –
Scarves and
Fringe



Technique –
Fancy threads,
edge finishes and
making fringe



June continued
Scarves and
Fringe



July –
Quilt Blocks



Technique –
Quilting with your
serger



September –
Bowl Covers

Technique –
Fold over elastic



October –
Handy Bag

Technique –
Rolled hem, easy
box bottoms and
flatlock stitch



November –
Zippy Bags

Technique –
Setting zippers –
with your serger,
working with ½ a
zipper



December – Bog Coat

Technique –
Decorative edge
finishes and
flatlock seaming

