

# Gingerbread Boy and Girl

**Supplies needed:**

Embroidery machine in good working order  
Embroidery hoop 5" x 7" or larger  
Power cord  
40 wt **Poly or Rayon** Embroidery Threads  
Embroidery Bobbin – white  
Floriani's Medium Tear Away Stabilizer  
#80/12 Embroidery needle  
Pinking shears  
Temporary Spray Adhesive  
General sewing supplies  
Owners Manual



Copyright 2006-2018 by A P J Project  
All rights reserved

**Fabric Needed:**

See below

**Ribbon (Optional):**

6" of 1/4" to 1/2" Ribbon - for hanging loop


**Recommended fabric:**

Felt for the front and back and Quilt weight cotton for the pocket

This month we'll be making Gingerbread Boys and Girls – I've done the designs in 3 sizes – all 3 sizes can have a pocket in the back and the medium and large size pocket will fit a gift card

**PROJECT PICTURES**






<b>Small</b>	<b>Medium</b>	<b>Large</b>
Hoop required 130mm x 180mm	Hoop required 160mm x 260mm <b>OR</b> 200mm x 200mm	Hoop required 200mm x 300mm
Finished size 5" wide and 6 1/4" tall	Finished size 6 1/4" wide and 7 3/4" tall	Finished size 7 3/4" wide and 9 3/4" tall
Felt needed: 2 pieces – 5" x 6 1/4" Fabric for pocket: 2 1/2" x 2 3/4"	Felt needed: 2 pieces – 6 1/4" x 7 3/4" Fabric for pocket: 2 3/4" x 3 1/4"	Felt needed: 2 pieces – 7 3/4" x 9 3/4" Fabric for pocket: 2 3/4" x 3 1/4"



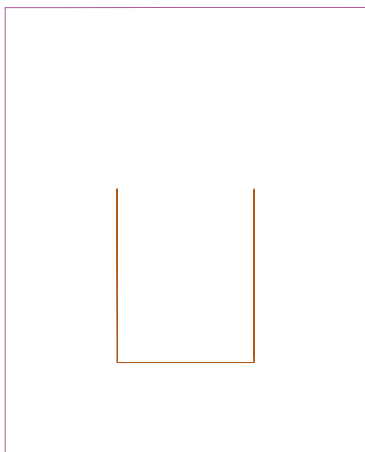
**DESIGNS – images not to scale**



**girlSM**  
 5.00x6.25 " (127.0x158.8 mm)  
 6627 stitches  
**girlMED**  
 6.25x7.75 " (158.8x196.8 mm)  
 8366 stitches  
**girlLRG**  
 9.75x7.75 " (247.6x196.8 mm)  
 11739 stitches  
 6 color



**boySM**  
 5.00x6.25 " (127.0x158.8 mm)  
 6915 stitches  
**boyMED**  
 6.25x7.75 " (158.8x196.8 mm)  
 8650 stitches  
**boyLRG**  
 9.75x7.75 " (247.6x196.8 mm)  
 12229 stitches  
 7 colors



**backSM**  
 5.00x6.25 " (127.0x158.8 mm)  
 418 stitches  
**backMED**  
 6.25x7.75 " (158.8x196.8 mm)  
 499 stitches  
**backLRG**  
 9.75x7.75 " (247.6x196.8 mm)  
 539 stitches  
 3 colors