

# Janome & Baby Lock Machine Club Feb 2018

## Back Side Applique Bonus

### Supplies needed:

Embroidery/sewing machine in good working order  
Power cord  
Hoop - 4" x 4" (100mm x 100mm) or larger  
80/12 Quilting Needle  
Polyester or Rayon Embroidery threads  
Embroidery bobbin  
Embroidery bobbin to match top thread  
Floriani's Heat N Gone  
General sewing supplies  
Owner's Manual

### Recommended Fabric:

Double Faced Quilted Fabric, a shirt or Canvas tote



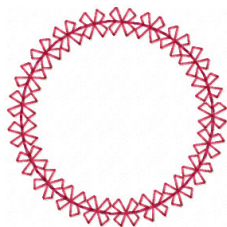
www.apjproject.com  
Copyright 2006-2018 by A P J Project  
All rights reserved

### Materials needed:


Something to embroider on  
**Applique** (If you have it - prepare the fabric with Applique Wonder or Appli Stick) - Quilt Weight Cotton or Blend

### BONUS DESIGN SHAPES – all shapes include same 4 motifs as the class designs – 41 designs total

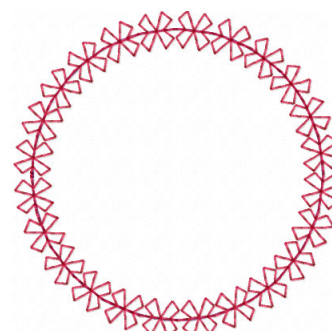
Designs for 100mm x 100mm hoop (4" x 4")



2" circle



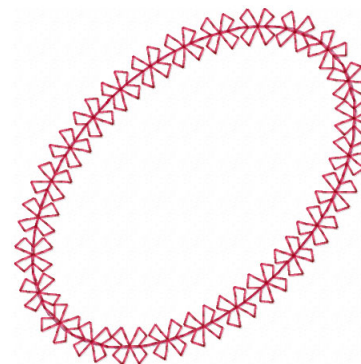
2 ½" circle



3" circle




2 ½" x 3" rectangle




2 ½" x 4" oval


Designs for 130mm x 180mm hoop (5" x 7")



3" x 5" oval




3" x 5" rectangle




4 3/8" x 5 hexagon

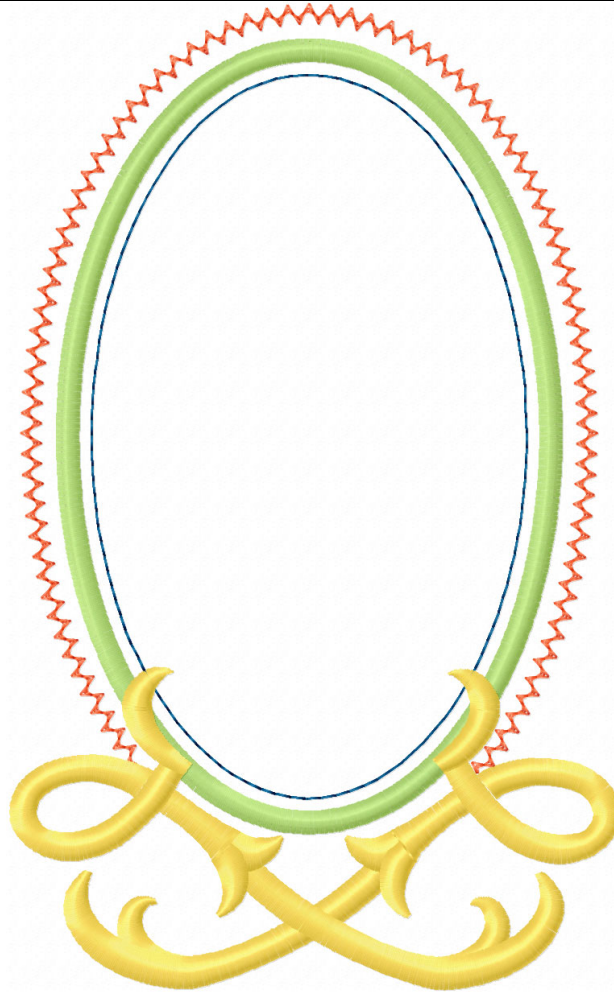
Designs for 150mm x 150mm hoop (6" x 6")



5" circle



5" square



5" x 8" oval

**NOTES**
