

8-inch Block of the Month Club July 2019

Elephant Club & Bonus Blocks

07.06.2019 v1

Supplies needed:

Embroidery machine in good working order
 Power cord
 Embroidery hoop 8" x 8" or larger
 8" standard Block Jig
 Collins wonder Tape or PJ's double stick tape
 Embroidery bobbin
 40 wt Rayon or Poly thread
 #90/14 Quilting needle
 General sewing supplies
 Owner's Manual
 Press cloth
 Fabric Glue Stick

Recommended Fabric:

Front Base block - quilt weight cotton
 Back - quilt weight cotton - prints work best



www.apjproject.com
 Copyright 2006 - 2019 by A PJ Project
 All rights reserved

Materials Needed – for 1 block


Front Block – 1 – 8 ¾" or 9" squares
Back Block – 1 – 8 ¾" or 9" squares
Warm and Natural Batting – 7 ¾" squares

Applique parts

Prepare Fabric with Appli-Kay Wonder or Appli-Stick prior to cutting shapes
 See Below for sizes


This month we'll be doing Applique using AccuQuilt Dies – Elephants #55373, Circles 2", 3" & 5" #55012 and Star 2", 3" & 4". There are 2 blocks this month – Elephants and Circle & Star – These are very fun and whimsical – Bring your dies if you have them, if not I'll have mine available. Please bring your own Die mat. There will be Bonus Border designs.

Club Designs – not to scale



EISm

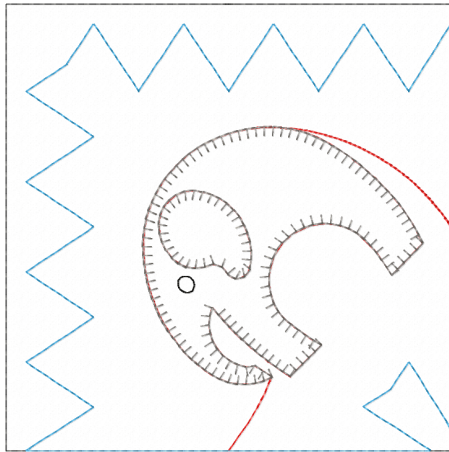
Applique Fabric Needed for 1 block
 Star – 3 ½" x 3 ½" Square
 Elephant – 3" x 20" rectangle
 Ear – 1 ½" x 6 ¼"



CirStar

Applique Fabric Needed for 1 block
 Circle – 5 ½" x 5 ½" square
 Star – 4 ½" x 4 ½" square

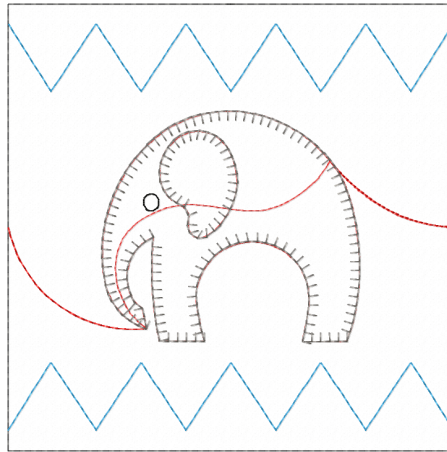
BONUS DESIGNS



EIBgCrn

Applique Fabric Needed for
1 block
Go! Large Elephant

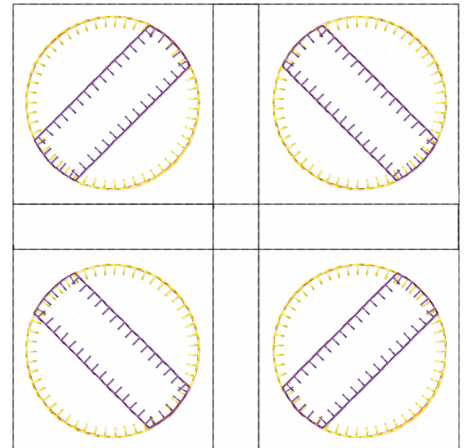
Elephant – 4 ½" x 5"
rectangle
Ear – 2" x 2"



EIBig

Applique Fabric Needed for
1 block
Go! Large Elephant

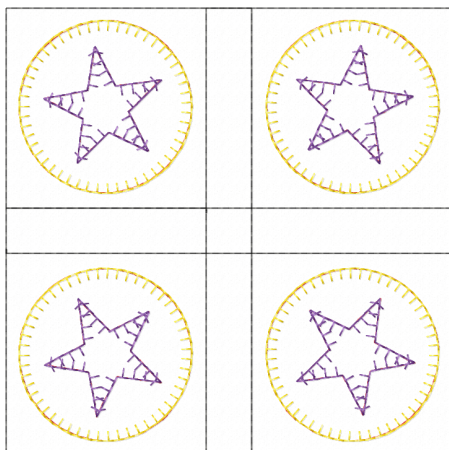
Elephant – 4 ½" x 5"
rectangle
Ear – 2" x 2"



CirStpCrn

Applique Fabric Needed for
1 block
3" Go! Circle

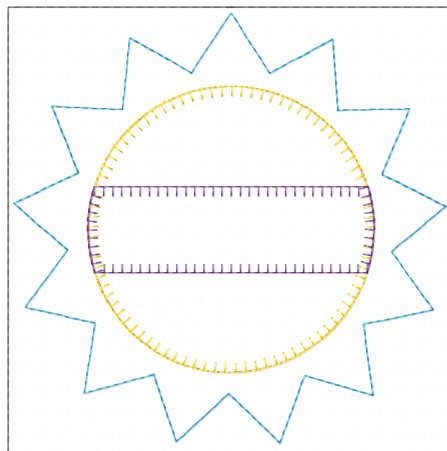
Circle – 3 ½" x 14" rectangle
Stripes – 1" x 14"



EICrnStar

Applique Fabric Needed for
1 block
3" Go! Circle – 2" Go! Star

Circle – 3 ½" x 14" rectangle
Stars – 2 ½" x 10"

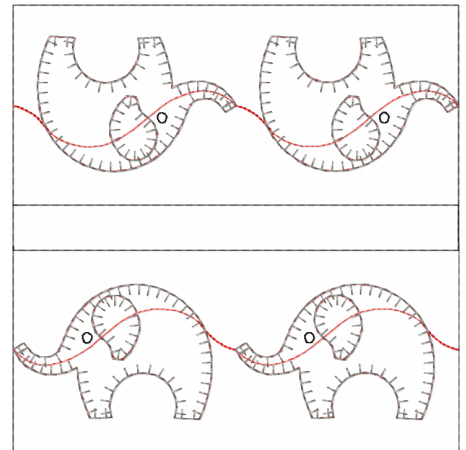


CirStripe

**This is a great block to add a
name!**

Applique Fabric Needed for
1 block
5" Go! Circle


Circle – 5 ½" x 5 ½" square
rectangle
Stripes – 1 ½" x 5 ½"



EISmBrd

Applique Fabric Needed for
1 block
Go! Small Elephant

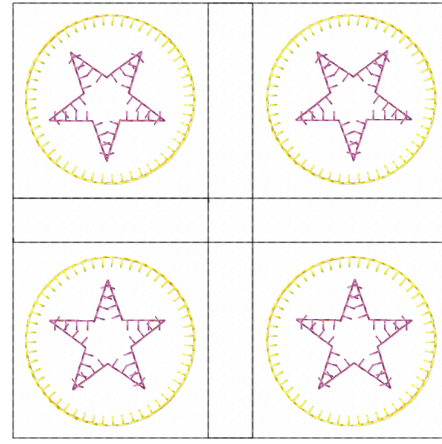
Star – 3 ½" x 3 ½" Square
Elephant – 3" x 16" rectangle
Ear – 1 ½" x 5"



CirStripe2

Applique Fabric Needed for 1 block
5" Go! Circle

Circle – 5 ½" x 5 ½" square rectangle
Stripes – 1 ½" x 5 ½"



EICrnStar2

Applique Fabric Needed for 1 block
3" Go! Circle – 2" Go! Star

Circle – 3 ½" x 14" rectangle
Stars – 2 ½" x 10"

SAMPLE LAYOUTS

