

Monogram Medallion Zippy Bags

Supplies needed:

Embroidery/sewing machine in good working order
 Power cord and foot control
 4" x 4" Hoop
 80/12 Embroidery Needle
 Polyester or Rayon Embroidery threads
 Embroidery bobbin
 Standard sewing thread
 Floriani's Medium Tear Away Stabilizer
 Floriani's Applique Wonder
 Fusible Web – see page 3 for more info
 505 Temporary Spray Adhesive
 Collins Wonder Tape
 Zipper Foot
 General sewing supplies
 Owner's Manual



www.apjproject.com
 Copyright 2006-2019 by A PJ Project
 All rights reserved

Materials needed: will make 3 Zippy Bags

2 Fat Quarters **OR** 2 - ¼ yard pieces
 Fabric for medallion – 3 ½" x 3 ½" is the largest
 ¼ yard – 12-gauge clear vinyl
 1 yard of Number 5 Coil Zipper and 3 pulls
 Optional – ribbon for tabs

Recommended Fabric:

Quilt Weight cotton or blend

PROJECT DESCRIPTION

This month we'll be working with Zippers, Clear vinyl and Monogram Medallions to make fun and practical Zippy bags. The Embroidery part is the Monogram Medallion, then we'll fuse the fabric with the monogram to the lining and then construct the bag with the sewing machine.

Techniques: how get perfect placement of the monogram medallion, a clever way to install a zipper, easy box bottoms and how to work with the clear vinyl.


DESIGN INFO – not to scale




25circle2



25circle3




35x25diamond2



35x25diamond




3x2oval2



3x2oval3




3circle2




3circle3



3x25marquise2



3x25marquise3



crosshair

PROJECT PICTURES



8" wide and 10 " tall



8" wide, 10 " tall with a 2" wide box bottom

FUSIBLE WEB INFO

I've tested a few types of Fusible web and here is what I found
 2 basic types – web only and web with a paper backer – any product with a paper backer needs to be fused to the fabric with the paper and then the paper is removed and fused to the other fabric, so it takes longer.

All the Floriani products are available at Montavilla – please call the store to check on stock

WEB ONLY

Floriani's Appli Web – This works well and was the easiest to use. Makes for a nice hand feel – the roll is 10" wide so it's perfect for this project

Dritz Stitch Witchery - This works well – fused fabric is slightly stiff

Misty Fuse – This works well, but a bit hard to work with – it comes in a large sheet

WEB WITH PAPER BACKER

Floriani's Appli Web Plus – This works well. This is the same product as the Appli Web but has a paper backer. Also 10" wide roll

Pellon 805 Wonder Under – This works well.

Steam a Seam Lite II – I didn't have much luck with this – I was not able to get a smooth fused surface

Cutting info is on page 4 included in the download