

# Embroidery Club Projects 2020

Copyright 2005 - 2020 by A PJ Project  
All rights reserved



January –  
Bin Labels

Technique -  
Make your own  
Coated Cotton



February –  
USB Book  
And tags

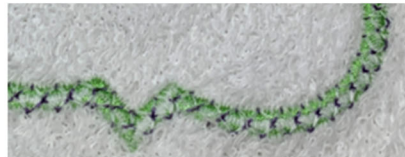



Technique -  
Working with  
clear vinyl




March –  
Applique  
Alphabet

Techniques -  
Go Cutter



These samples skipped Color # 3 and only used color # 4



April –  
Applique Frames

Technique -  
Applique  
Free standing  
applique



May –  
Magic Madeira

Technique -  
Magic Madeira




June –  
In the hoop mask

Technique -  
Staying safe!



July –  
Stuffies


Technique -  
Combining  
Designs





August –  
Surprise box

Technique –  
Working with  
Stiffeners



September –  
Split Frames

Technique –  
Multi-Part  
Applique,  
combining  
designs and how  
to use Top Cover





October –  
Cases and covers

Technique –  
“In the Hoop”  
Personalizing



November –  
Envelopes and  
Note Cards

Technique –  
Heavy tear away



December –  
Crowns and Tiara

Technique –  
Multiple hooping,