


Embroidery Club Projects 2021

Copyright 2005 - 2021 by A PJ Project

All rights reserved



January –
3D Snowflakes

Technique -
Freestanding lace



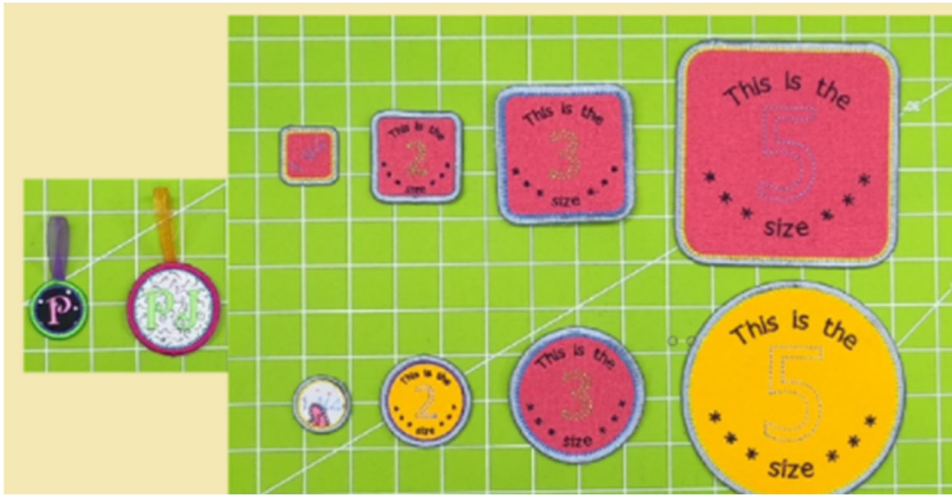
February –
Happy St Pat's Day

Technique -
Working with Felt,
combining designs
and Hoopless
Embroidery



March –
Hidey Pillow

Techniques -
Sewing techniques
- setting a zipper
and stitching
curves to
straight. Embroidery
techniques –
combining designs
and In the Hoop
pillow process



April –
Patches and Tags

Technique -
Combining designs,
color sorting,
making Patch
Blanks, Patches,
and Tags



May –
Flower borders and
2 to 1 technique

Technique -
2 to 1



June –
Badge/vaccine
card holder

Technique -
Multi Hooping
Projects and
combining designs



July –
Multi option
alphabet and
garden banner

Technique -
Combining designs
and depending on
your hoop size,
“ITH” Banners




August –
Direct Embroidery
placement

Technique –
Setting up Layouts,
Direct Embroidery,
and Placement



October –
Hand Sanitizer
Cover



Technique –
Front and back trim
in the hoop
applique



November –
Zippy with sides

Technique –
“In The Hoop”
techniques include
Zippers, Zipper
tabs, and creating
the dimensional
side.

Learn fun ways to
use Sharpie
Markers.



December –
Spirograph

Technique –
Stitching on plastic
lids